

Digital Panel Meters

- LED & LCD Panel Meters
- AC & DC Ammeters
- 2-Wire AC & DC Voltmeters
- 4-20mA Readouts
- Process Monitors
- AC Power Meters

DATeL Digital Panel Meters

For more than 35 years, the DATeL offering of digital panel meters has been recognized as the industry's most versatile. If a standard product does not meet your requirements, our experienced team of designers can quickly develop a custom solution. DATeL digital panel meters are expertly designed for a variety of applications, including:



Test & Measurement

Data Centers



Marine

Recreational Vehicles



Contents

3½ & 4½ Digit LED/LCD Panel Meters.....	3
True-rms Voltmeters	5
AC Ammeters.....	6
AC Power Meters	8
DC Ammeters	8
2-Wire Voltmeters.....	9
2-Wire Frequency Meters.....	9
Loop-Powered 4-20mA Readouts	11
Locally Powered 4-20mA Readouts.....	11
0-5V & 0-10V Process Monitors.....	11
Panel Meter Accessories	12
Energy Efficient Products	13
murata-ps.com	14
Murata Power Solutions Product Overview	15

About Murata Power Solutions

Murata Power Solutions was established by Murata Manufacturing Corporation in September 2007 with its acquisition of the Power Electronics Division of C&D Technologies, Inc. The acquisition brought with it a comprehensive offering of products and capabilities from market leading companies including:

- **DATeL, Inc.**
 - Medium to high power DC/DC converters
 - Data acquisition products
 - Digital panel meters
- **Newport Components Ltd.**
 - Miniature low power DC/DC converters
 - Inductors, transformers, and filters
- **Power Systems Division of Celestica, Inc.**
 - AC/DC front end power supplies
 - Processor power (VRMs)
- **Celab Ltd.**
 - Power conversion products for harsh environments

Murata Power Solutions is one of the top five suppliers of power electronics, with sales, manufacturing, and design teams operating from facilities in the United States, Canada, China, Japan, Singapore, England, France, and Germany. Backed by a network of the leading electronics distributors, Murata Power Solutions can effectively support your local and global requirements. Manufactured to the highest standards in ISO 9001:2000 Certified facilities, our products undergo the strictest verification testing, so you can be sure that they perform to, and often beyond, their specifications.

3½ Digit, Subminiature LED Panel Meters



DMS-20PC Series

- Large LED displays: 0.37"/9.4mm
- 12-pin DIP packages, panel or board mountable
- Low-current LED models (7mA)
- 4 input ranges: $\pm 200\text{mV}$, $\pm 2\text{V}$, $\pm 20\text{V}$, $\pm 200\text{V}$
- Built-in color filters and bezels
- Moisture/vibration resistant encapsulated packages
- DISPLAY ENABLE function for "power down" mode
- DISPLAY TEST and HOLD functions (optional)

Package Dimensions 1.38"W x 0.88"H x 0.475"D
35.1mm W x 22.4mm H x 12.07mm D

Ordering Guide

DMS-20PC - 1 - R S - C

LED Model

Input Range

0 = $\pm 200\text{mV}$
1 = $\pm 2\text{V}$
2 = $\pm 20\text{V}$
3 = $\pm 200\text{V}$

RoHS Compliant

Intensity/Power (+5V Supply)

S = Standard Brightness

H = High Intensity (Red)

L = Low Power (Red, green, blue)

LED Color



Datasheet

www.murata-ps.com/dms-20pc

3½ Digit, Miniature LED Panel Meters



DMS-30PC Series

- Large displays: 0.56"/14.2mm
- Low-current LED models (12mA)
- 12-pin DIP packages, panel or board mountable
- 4 input ranges: $\pm 200\text{mV}$, $\pm 2\text{V}$, $\pm 20\text{V}$, $\pm 200\text{V}$
- Built-in color filters and bezels
- Moisture/vibration resistant encapsulated packages
- Numerous application boards available

Package Dimensions 2.17"W x 0.92"H x 0.56"D
55.1mm W x 23.4mm H x 14.22mm D

Ordering Guide

DMS-30PC - 1 - R S - C

LED Model

Input Range

0 = $\pm 200\text{mV}$
1 = $\pm 2\text{V}$
2 = $\pm 20\text{V}$
3 = $\pm 200\text{V}$

RoHS Compliant

Intensity/Power (+5V Supply)

S = Standard Brightness

H = High Intensity (Red only)

L = Low Power (Red, orange and green only)

LED Color



Datasheet

www.murata-ps.com/dms-30pc

3½ Digit, Daylight Readable Panel Meters



DMS-30DR Series

with Auto-Dimming LED Displays

- Super-bright LED displays are readable in direct sunlight
- Automatic display-brightness adjustment
- Includes provision for external brightness adjustment
- Power consumption: Less than 1W at max. brightness
Less than 0.1W at normal brightness

Package Dimensions 2.17"W x 0.92"H x 0.56"D
55.1mm W x 23.4mm H x 14.22mm D

Ordering Guide

DMS-30DR - 1 - R - C

LED Model

Input Range

0 = $\pm 200\text{mV}$
1 = $\pm 2\text{V}$
2 = $\pm 20\text{V}$
3 = $\pm 200\text{V}$

RoHS Compliant

LED Color



Datasheet

www.murata-ps.com/dms-30dr

4½ Digit, Miniature LED Panel Meters



DMS-40PC Series

- Scientific-grade accuracy, ± 2 counts
- Large displays: 0.52"/13.2mm (LED)
- 12-pin DIP packages, panel or board mountable
- Low-current LED models (35mA)
- Display HOLD function standard
- 4 input ranges: $\pm 200\text{mV}$, $\pm 2\text{V}$, $\pm 20\text{V}$, $\pm 200\text{V}$
- Moisture/vibration resistant encapsulated packages

Package Dimensions 2.17"W x 0.92"H x 0.56"D
55.1mm W x 23.4mm H x 14.22mm D

Ordering Guide

DMS-40PC - 1 - R S - C

LED Model

Input Range

1 = $\pm 2\text{V}$
2 = $\pm 20\text{V}$
3 = $\pm 200\text{V}$

RoHS Compliant

Intensity/Power (+5V Supply)

S = Standard Brightness

H = High Intensity (Red only)

L = Low Power (Red only)


LED Color




Datasheet

www.murata-ps.com/dms-40pc


3½ Digit, Subminiature LCD Panel Meters

	<ul style="list-style-type: none"> • Large LCD displays: 0.37"/9.4mm • 12-pin DIP packages, panel or board mountable • 4 input ranges: $\pm 200\text{mV}$, $\pm 2\text{V}$, $\pm 20\text{V}$, $\pm 200\text{V}$ • Single +5V supply or 9V battery • Moisture/vibration resistant encapsulated packages • Low-battery annunciator • Low power consumption (2mW) 	<div>Ordering Guide</div> <div> DMS-20LCD - 1 - 5 - C <div> LCD Model Input Range 0 = $\pm 200\text{mV}$ 1 = $\pm 2\text{V}$ 2 = $\pm 20\text{V}$ 3 = $\pm 200\text{V}$ </div> <div> Power Source: 5 = +5V 9 = +9V </div> <div> RoHS Compliant Leave blank for standard models. Add -B for backlit models. </div> </div> <div>Datasheet www.murata-ps.com/dms-20lcd</div>
DMS-20LCD Series	<div>Package Dimensions</div> <div>1.38"W x 0.88"H x 0.425"D 35.1mm W x 22.4mm H x 10.8mm D</div>	

3½ Digit, Miniature LCD Panel Meters

	<ul style="list-style-type: none"> • Large displays: 0.40"/10.2mm • 12-pin DIP packages, panel or board mountable • 4 input ranges: $\pm 200\text{mV}$, $\pm 2\text{V}$, $\pm 20\text{V}$, $\pm 200\text{V}$ • Moisture/vibration resistant encapsulated packages • Single +5V supply or 9V battery • Numerous application boards available • Backlit displays optional 	<div>Ordering Guide</div> <div> DMS-30LCD - 1 - 5 - C <div> LCD Model Input Range 0 = $\pm 200\text{mV}$ 1 = $\pm 2\text{V}$ 2 = $\pm 20\text{V}$ 3 = $\pm 200\text{V}$ </div> <div> Power Source: 5 = +5V 9 = +9V </div> <div> RoHS Compliant Leave blank for standard models. Add -B for backlit models. </div> </div> <div>Datasheet www.murata-ps.com/dms-30lcd</div>
DMS-30LCD Series	<div>Package Dimensions</div> <div>2.17"W x 0.92"H x 0.43"D 55.1mm W x 23.4mm H x 10.92mm D</div>	

4½ Digit, Miniature LCD Panel Meters

	<ul style="list-style-type: none"> • Scientific-grade accuracy, ± 2 counts • Large displays: 0.40"/10.2mm (LCD) • 12-pin DIP packages, panel or board mountable • Display HOLD function standard • 4 input ranges: $\pm 200\text{mV}$, $\pm 2\text{V}$, $\pm 20\text{V}$, $\pm 200\text{V}$ • Dual input ranges • Moisture/vibration resistant encapsulated packages • Backlit displays optional 	<div>Ordering Guide</div> <div> DMS-40LCD - 0/1 - 5 - C <div> LCD Model Input Range 0/1 = $200\text{mV}/\pm 2\text{V}$ 1/2 = $\pm 2\text{V}/\pm 20\text{V}$ 2/3 = $20\text{V}/\pm 200\text{V}$ </div> <div> Power Source: 5 = +5V 9 = +9V </div> <div> RoHS Compliant Leave blank for standard models. Add -B for backlit models. </div> </div> <div>Datasheet www.murata-ps.com/dms-40lcd</div>
DMS-40LCD Series	<div>Package Dimensions</div> <div>2.17"W x 0.92"H x 0.43"D 55.1mm W x 23.4mm H x 10.92mm D (LCD)</div>	

New! Ruggedized True-rms AC Voltmeters



DMU-30ACV Series

- Measures and displays the true-rms value of complex AC voltages
- Three input ranges: 20Vac, 200Vac and 300Vac
- Daylight-readable LED display with automatic brightness adjustment
- Moisture & impact resistant package offers NEMA-4/IP65 protection
- Operates from universal 85-264Vac or 110-300Vdc supplies
- Input circuit fully isolated from operating AC power source

Measures and displays the true-rms values of complex AC waveforms. Large 0.56" (14.2mm) high super-bright red LED display is readable in full sunlight. An auto-dimming circuit automatically adjusts the display brightness for all viewing conditions. All DMU-30ACV AC voltmeters are designed to meet NEMA-4/IP65 for moisture resistance in outdoor applications.

Package Dimensions 2.85"L x 2.34"H x 1.76"D
72.4mm L x 59.4mm H x 44.7mm D

Ordering Guide

DMU-30ACV-1-DR-C

Input Range
0 = 0 to 19.99Vac
1 = 0 to 199.9Vac
2 = 0 to 300Vac

Daylight Readable

RoHS Compliant

Datasheet www.murata-ps.com/dmu-30acv

New! True-rms AC Voltmeters with Isolated Inputs



DMS-20RM Series

- Measures the rms value of complex AC voltages
- Three input ranges: 20Vac, 200Vac and 300Vac
- Two operating-supply options: 85-264Vac, or +10-40Vdc
- Input circuit fully isolated from operating power supply
- Fully encapsulated plastic package measures 1.38" x 0.88" (35mm x 22.4mm)
- Large, easy-to-read, red LED display is visible from 12 feet (4m)

Measures and displays the true-rms value of complex AC waveforms. No external isolation transformers or auxiliary power supplies are required. Simply connect the input signal and a power source to the two rear-mounted terminal blocks and the unit is fully operational.

Package Dimensions 1.38"L x 1.60"H x 2.01"D
35.1mm L x 40.6mm H x 51.1mm D

Ordering Guide

DMS-20RM-1-AC1-R-C

Input Range
1 = 0 to 19.99Vac
2 = 0 to 199.9Vac
3 = 0 to 300Vac

LED Color **R**

Power Supply
AC1 = 85-264Vac @ 47/63Hz
DC2 = +10-40Vdc

RoHS Compliant

Datasheet www.murata-ps.com/dms-20rm

New! Ruggedized DC Voltmeters



DMU-30DCV Series

- Measure and accurately display DC voltages in harsh environments
- Four input ranges: $\pm 200\text{mVdc}$, $\pm 2\text{Vdc}$, $\pm 20\text{Vdc}$, and $\pm 200\text{Vdc}$
- Daylight-readable LED display with automatic brightness adjustment
- Moisture & impact resistant package offers NEMA-4/IP65 protection
- Operates from universal 85-264Vac mains, or 110-300Vdc supplies
- Input circuit fully isolated from AC power supply

Measures and displays dc signals as low as $\pm 200\text{mV}$ and as high as $\pm 200\text{V}$. Large 0.56" (14.2mm) high super-bright red LED-display is readable in full sunlight. An auto-dimming circuit automatically adjusts the display brightness for all viewing conditions. All DMU-30DCV dc voltmeters are designed to meet NEMA-4/IP65 for moisture resistance in outdoor applications.

Package Dimensions 2.85"L x 2.34"H x 1.76"D
72.4mm L x 59.4mm H x 44.7mm D

Ordering Guide

DMU-30DCV-1-DR-C

Input Range
0 = 0 to $\pm 199.9\text{mVdc}$
1 = 0 to $\pm 1.999\text{Vdc}$
2 = 0 to $\pm 19.99\text{Vdc}$
3 = 0 to $\pm 199.9\text{Vdc}$

Daylight Readable

RoHS Compliant

Datasheet www.murata-ps.com/dmu-30dcv

AC Ammeters



ACA-20PC Series

Built-in CTs for AC currents to 100A

- 4 ranges from 0-2A to 0-100A
- Functionally complete with on-board CTs; Red LEDs
- 2A and 20A models include all connections for load and power
- AC (85-264V @ 50/60Hz with "self-power") or DC (5-40V) power
- UL/CSA recognized; 2000V isolation between load and supply

ACA-20PC Series are the first digital AC ammeters to incorporate on-board current transformers. Simply pass the current-carrying load wire through the on-board CT, apply power to the two power supply terminals, and you're instantly measuring AC currents up to 100A. No external shunts or expensive CTs are required.

Package Dimensions 1.38"W x 1.36"H x 2.01"D
35.1mm W x 34.54mm H x 51.05mm D

Ordering Guide

ACA-20PC-1-AC1-RL-C

LED Model
Input Range
1 = 1.999A
2 = 19.99A
3 = 50.0A
4 = 100.0A

RoHS Compliant
LED Color **RL**
Power Supply
AC1 = 85-264Vac @ 50/60Hz
DC1 = +5-40Vdc

Now available with leaded CTs

Datasheet www.murata-ps.com/aca-20pc

AC Ammeters



ACA5-20PC Series

External CTs for AC currents to 2000A

- 14 ranges from 0-50A to 0-2000A; 42 models
- Functionally complete; Bright red LED readouts
- Scales/digitizes/displays the signal from 5A current transformers
- UL/CSA recognized; Zero-burden inputs with 2000V isolation
- AC (120/220V @ 50/60Hz) or DC (5-40V) power

Scales and displays the output of 5A current transformers (50:5A, 500:5A, 1000:5A, etc.). Fourteen input ranges measure AC currents from 0-50A to 0-2000A. They accept outputs from previously installed high-current CTs to instantly bring digital precision to older AC ammeter installations.

Package Dimensions 1.38"W x 1.36"H x 2.01"D
35.1mm W x 34.54mm H x 51.05mm D

Ordering Guide


ACA5-20PC-1-AC1-RL-C

LED Model
Input Range
14 selections, 50.0A to 1999A. See data sheet for details

RoHS Compliant
LED Color **RL**
Power Supply
AC1 = 85-264Vac @ 50/60Hz
DC1 = +5-40Vdc

Datasheet www.murata-ps.com/aca5-20pc

RMS Reading AC Ammeters



ACA-20RM Series

Built-In CTs for AC currents to 50A

- Accurately measure complex waveforms
- Built-in CTs measure up to 50A
- Self-powered from 120Vac or 220Vac
- Large 0.37"/9.4mm red LED displays
- UL and CSA recognized

World's first digital AC-ammeters with built-in CTs to directly measure the true-RMS value of complex, non-sinusoidal AC currents. Now available with split-core CTs for easy installation.

Package Dimensions 2.10"W x 1.40"H x 1.25"D
53.3mm W x 35.56mm H x 31.75mm D

Ordering Guide

ACA-20RM-1-AC3-RL-C

LED Model
Input Range
0 = 199.9mA
1 = 1.999mA
2 = 19.99A
4 = 50.0A (with split-core flying-lead CT)
5 = 30.0A (with flying-lead CT)

RoHS Compliant
LED Color **RL**
Power Supply
AC3 = 85-140Vac @ 50/60Hz
AC4 = 170-264Vac @ 50/60Hz

Datasheet www.murata-ps.com/aca-20rm

AC Ammeters



ACA5-20RM Series

True-rms-AC Ammeters with 5A CT Inputs

- Scales and displays the true-rms output of 5A current transformers
- Accurately measure complex AC current waveforms
- Available in three input ranges: 0-100A, 0 to 200A, or 0 to 500A
- Functionally complete: On-board, low-burden toroid sensor
- Easy-to-read, red LED display with 0.37"/9.4mm digits
- Two AC power options: 85-140Vac & 170-264Vac (50/60Hz)
- 2000V isolation between AC supply and external CT

DATEL's ACA5-20RM Series AC ammeters accept the output of external 5A current transformers (CTs) and accurately display the true-rms value of complex, non-sinusoidal AC currents up to 500A. Operation and setup is straightforward: simply pass the external 5A CTs secondary output leads through the on-board toroid sensor, apply AC power, and the ammeter is fully operational.

Package Dimensions 2.1"L x 1.40"H x 0.73"D
53.3mm L x 35.6mm H x 18.5mm D

Ordering Guide

ACA5-20RM-3-AC3-RL-C

Input Range
3 = 100.0A
5 = 199.9A
9 = 500.0A

LED Color **RL**

Power Supply
AC3 = 85-140Vac @ 47/63Hz
AC4 = 170-264Vac @ 47/63Hz

RoHS Compliant

Datasheet www.murata-ps.com/aca5-20rm



ACA-20RM-ALM Series

True-rms-AC Ammeters with Alarm Function

- User-settable, visual alarm function
- Flashing display indicates overcurrent faults
- Measures the true-rms value of complex AC current waveforms
- Includes built-in current transformers
- Available in two input ranges: 0-30.0A, and 0 to 50A
- 50A model features convenient split-core CT
- Easy-to-read, red LED display with 0.37"/9.4mm high digits
- Two AC power options: 85-140Vac & 170-264Vac (50/60Hz)

Displays the true-rms value of non-sinusoidal AC currents and provide a user settable, over current alarm function. When the preset over current level is exceeded, the LED display continuously flashes from high to low intensity. A built-in current transformer greatly simplifies most AC ammeter applications: just pass the load conductor through the built-in current transformer, apply AC power, and the ammeter is fully operational.

Package Dimensions 2.1"L x 1.40"H x 0.73"D
53.3mm L x 35.6mm H x 18.5mm D

Ordering Guide

ACA-20RM-4-AC3-RL-ALM-C

Input Range
4 = 50.0A
5 = 30.0A

LED Color **RL**

Power Supply
AC3 = 85-140Vac @ 47/63Hz
AC4 = 170-264Vac @ 47/63Hz

RoHS Compliant

Alarm Function

Datasheet www.murata-ps.com/aca-20rm-alm

AC Current Transformers

Part No.	Current Ratio	Accuracy	Burden--VA (Ohms)
7020-01036-0	50:5	±2%	1.5 (0.06)
7020-01037-0	75:5	±2%	3.0 (0.12)
7020-01038-0	100:5	±1%	3.0 (0.12)
7020-01039-0	150:5	±1%	6.0 (0.24)
7020-01040-0	200:5	±1%	8.0 (0.32)
7020-01041-0	250:5	±1%	10.0 (0.40)
39-3681407*	300:5	±1%	12.5 (0.50)
39-3681408*	400:5	±1%	12.5 (0.50)
39-3681409*	500:5	±1%	20.0 (0.80)
7020-01042-0	600:5	±1%	10.0 (0.40)
7020-01043-0	750:5	±1%	10.0 (0.40)
7020-01044-0	1000:5	±1%	10.0 (0.40)
7020-01045-0	1500:5	±1%	12.5 (0.50)
7020-01046-0	2000:5	±1%	15.0 (0.60)

*Not available as RoHS compliant.

These 5A output, "donut" style AC current transformers can be used with our ACA5-20PC and ACA5-20RM series AC ammeters to measure currents from 50 to 2000 Amps. All models have 2-foot-long (0.6m) wire leads and are UL recognized components.



AC Power Meters



ACM20 Series

Four-Function AC Power Meters

- Displays AC Volts, Amps, Watts, and Power Factor
- Two display modes: continuous auto-cycling or fixed reading
- Universal 85-264Vac (47-63Hz) operating range
- Built-in CTs simplify installation; choice of 10A (999.9 Watts max.) 32A (9999 Watts max.) or 100A (26.4kW max.) ranges
- Ideal for power distribution units (PDUs) in IT installations
- True-rms readings of complex voltage and current waveforms
- One-piece polycarbonate housing fits '0U' & '1U' racks
- Bright red LED-display with four annunciators
- Optional Frequency reading models (0.1Hz resolution)

Displays the most critical measurements in mains-powered equipment: voltage, amperage, active power (watts or Kilowatts), and power factor. A front panel selector-switch provides two modes of operation: a fixed reading of any of the four parameters, or a continuous cycling through all four measurements. All ACM20 multi-function power meters include built-in current transformers—no other user-supplied components are required.

Package Dimensions 2.1"L x 1.43"H x 1.1"D
53.3mm L x 36.3mm H x 27.9mm D

Ordering Guide

ACM20 - 4 - AC1 - R - F - C

Input Range
4 = 100.0A
5 = 32.0A

RoHS Compliant
Leave blank for Power Factor Reading models.
Add F for Frequency Reading models.

LED Color **R**

Power Supply
AC1 = 85-264Vac

Datasheet www.murata-ps.com/acm-20

DC Ammeters



DCA-20PC Series

Built-in shunts for DC currents to 20A

- 6 ranges from 0-200µA to 0-20A; 24 models
- Functionally complete with on-board 20mV shunts
- On-board load/supply connections for 3-wire operation
- 8-36Vdc isolated supplies for high-side shunts
- 5-40Vdc supplies for 5/12/24V; 48V telecom option

The first digital DC ammeters to include built-in low loss shunts for measuring currents up to 20A. Six ranges provide for precision measurement of DC currents from 200µA to 20A. These ammeters are 100% self-contained, so no calibration or user-supplied components are required.

Package Dimensions 1.38"W x 1.46"H x 1.04"D
35.1mm W x 37.08mm H x 26.41mm D

Ordering Guide

DCA-20PC-1-DC1-RL-C

LED Model

Input Range
6 selections,
199.9µA-19.99A.
See data sheet
for details.

RoHS Compliant

LED Color **RL** **PGL** **BL**

Power Supply
DC1 = 5-40Vdc non-isolated (available
with red, green, and blue LEDs)
DC4 = 8-36Vdc isolated power

Now available
with low-power
blue and green
LEDs!

Datasheet www.murata-ps.com/dca-20pc

DC Ammeters



DCA5-20PC Series

External shunts for DC currents to 2000A

- 11 ranges from 0-1A to 0-2000A; 44 models
- Functionally complete with on-board interface circuitry
- Scales/digitizes/displays the output of 50/100mV shunts
- Wide-range, isolated/non-isolated power; 48V telecom option
- Subminiature packages with screw-style terminal blocks

Scales and displays the output of 50mV and 100mV DC-shunts. Twenty-five ranges provide for measurement of DC currents from 1A to 2000A. With the exception of an external shunt, the unit is 100% self-contained—no calibration or additional components are required.

Package Dimensions 1.38"W x 1.46"H x 1"D
35.1mm W x 37.08mm H x 25.4mm D

Ordering Guide

DCA5-20PC-1-DC1-RL-C

LED Model

Input Range
11 selections,
5A/50A/500A to
2000A. See data
sheet for details.

RoHS Compliant

LED Color **RL** **PGL** **BL**

Power Supply
DC1 = 5-40Vdc non-isolated (available
with red, green, and blue LEDs)
DC4 = 8-36Vdc isolated power

Now available
with low-power
blue and green
LEDs!

Datasheet www.murata-ps.com/dca5-20pc

2-Wire AC Voltmeters



DMS-20 LM Series

- The easiest-to-use products of their type
- 120V model plugs directly into wall outlets
- Screw-terminal inputs simplify panel mounting
- Large, easy-to-read, red, green, or blue LED displays
- 3-digit readouts; $\pm 1V$ accuracies
- Rugged encapsulated construction

Component-size, self-contained, low-cost, 2-wire AC voltmeters require no additional components or auxiliary power. Just connect an AC voltage to their two rear terminals and you are instantly reading AC voltages with one-volt resolution. The large (0.37"/9.4mm), bright red, blue, or green LED display makes DMS-20PC-LM voltmeters easily readable under any lighting conditions.

Display Type	Input Range	Resolution	Accuracy	Maximum Current Drain	Package Dimensions ①②		Model Number (Display Color)	Datasheet Title
					Inches	mm		
LED	85-264Vac @ 47-63Hz	1V	$\pm 1V$	50mArms	1.38 x 0.88 x 1	35.1 x 22.4 x 25.4	DMS-20PC-1-LM-C (Red)	DMS-20PC-1-LM
	85-264Vac @ 47-63Hz	1V	$\pm 1V$	50mArms	1.38 x 0.88 x 1	35.1 x 22.4 x 25.4	DMS-20PC-1-LM-F-C (Red)	DMS-20PC-1-LM
	85-264Vac @ 47-63Hz	1V	$\pm 1V$	50mArms	1.38 x 0.88 x 1	35.1 x 22.4 x 25.4	DMS-20PC-1-LM-B-C (Blue)	DMS-20PC-1-LM
	85-264Vac @ 47-63Hz	1V	$\pm 1V$	50mArms	1.38 x 0.88 x 1	35.1 x 22.4 x 25.4	DMS-20PC-1-LM-BF-C (Blue)	DMS-20PC-1-LM
	85-264Vac @ 47-63Hz	1V	$\pm 1V$	50mArms	1.38 x 0.88 x 1	35.1 x 22.4 x 25.4	DMS-20PC-1-LM-G-C (Green)	DMS-20PC-1-LM
	85-264Vac @ 47-63Hz	1V	$\pm 1V$	50mArms	1.38 x 0.88 x 1	35.1 x 22.4 x 25.4	DMS-20PC-1-LM-GF-C (Green)	DMS-20PC-1-LM
	85-140Vac @ 350-450Hz 240-310Vac @ 47-99Hz	1V	$\pm 1V$	50mArms	1.38 x 0.88 x 1	35.1 x 22.4 x 25.4	DMS-20PC-2-LM-C (Red)	DMS-20PC-2-LM
	350-600Vac @ 47-63Hz	1V	$\pm 1V$	50mArms	1.38 x 0.88 x 1	35.1 x 22.4 x 25.4	DMS-20PC-3-LM-C (Red)	DMS-20PC-3-LM

① Panel-mount front bezels, with or without sealing gaskets, may be ordered separately (see www.murata-ps.com/dpm).

② AC voltmeters have screw terminals on the back of their packages. DMS-20PC-1-LM-F has "blade" terminals that plug directly into USA-style wall outlets.

For full product data download a datasheet at www.murata-ps.com



2-Wire Frequency Meters



DMS-20 FM Series

- Ideal for emergency power-generating equipment
- 50/60Hz or 400Hz versions; 120/220Vac inputs
- 60Hz/120V model plugs directly into wall outlets
- 3-digit readouts accurate to ± 0.1 Hertz (60Hz models)
- Easy-to-read, large (0.4"/10.2mm), red LED displays
- Rugged encapsulated construction

The world's smallest, self-powered, AC frequency meters. Simply connect the AC line to the two rear terminals, and the unit is fully operational. All models feature encapsulated construction and an ultra-stable, quartz-crystal-controlled, microcontroller to provide accuracies of ± 0.1 Hz (50/60Hz models) or ± 1 Hz (400Hz model) over the entire operating temperature range of -25 to $+60^{\circ}\text{C}$.

Display Type	Input Range	Resolution	Accuracy	Maximum Current Drain	Package Dimensions ①②		Model Number	Datasheet Title
					Inches	mm		
LED ③	85-140Vac @ 47-99Hz	0.1Hz	± 0.1 Hz	50mArms	1.38 x 0.88 x 1	35.1 x 22.4 x 25.4	DMS-20PC-1-FM-C	DMS-20PC-FM
	85-140Vac @ 47-99Hz	0.1Hz	± 0.1 Hz	50mArms	1.38 x 0.88 x 1	35.1 x 22.4 x 25.4	DMS-20PC-1-FM-F-C	DMS-20PC-FM
	85-140Vac @ 350-450Hz	1Hz	± 1 Hz	50mArms	1.38 x 0.88 x 1	35.1 x 22.4 x 25.4	DMS-20PC-2-FM-C	DMS-20PC-FM
	170-246Vac @ 47-99Hz	0.1Hz	± 0.1 Hz	50mArms	1.38 x 0.88 x 1	35.1 x 22.4 x 25.4	DMS-20PC-3-FM-C	DMS-20PC-FM

① Panel-mount front bezels, with or without sealing gaskets, may be ordered separately (see www.murata-ps.com/dpm).

② All AC frequency meters have screw terminals on the back of their packages. The DMS-20PC-1-FM-F has "blade" terminals that plug directly into USA-style wall outlets.

③ All LED displays are red and have a digit height of 0.4"/10.2mm.

For full product data download a datasheet at www.murata-ps.com



2-Wire DC Voltmeters



DMS-20 DCM Series

12V and 24V Battery Monitors

Ideal replacements for analog panel meters

- Monitor 9/12/24/28/36V batteries or power supplies
- LED or LCD displays with 0.37"/9.4mm digit heights
- Input ranges:
 - 12V models: 4.5-19.99V (LED), 6.5-18V (LCD)
 - 24V models: 8-50.0V (LED and LCD)
- $\pm 10\text{mV}$ accuracy (12V models); $\pm 0.1\text{V}$ (24V models)
- 13mA/3mA (LED/LCD) maximum current drains
- Built-in "VDC" annunciator (LCD models)
- Reverse polarity protected
- Self-powered, only two connections required
- Reliable encapsulated construction
- Subminiature 1.38" x 0.88" x 1.0" packages
- -25 to +60°C operating temperature range (LED)
- Available in red, blue, or green LEDs

Great replacements for older, hard-to-read, analog panel meters. Simply connect your DC voltage across the two rear terminals and the meters are fully operational—no additional components or power supplies are required. Their large, 0.37" (9.4mm), displays can be easily read from 15 feet away. Built-in reverse polarity protection assures simple, trouble-free installation.



-48V for Distributed Power Systems

- Precision readout for -48Vdc power buses in telecom, datacom and computer/networking equipment
- -36.0 to -75.0Vdc input range
- 0.1V resolution; $\pm 0.1\text{V}$ accuracy
- Negligible power consumption (13mA, max.)
- Self-powered, only two connections required
- -25 to +60°C operating temperature range
- Withstands -200V input transients
- Reverse polarity protected to +100V
- Subminiature 1.38" x 0.88" x 1.0" plastic package

Designed for monitoring -36 to -75V bus voltages in modern telecom, datacom and computer equipment. Compact size, large LED display, and low power consumption (8mA typ. at -48V) make it the ideal replacement for analog panel meters.

Display Type ①	Input Range	Resolution	Accuracy	Maximum Current Drain	Package Dimensions ②		Model Number (Display Color)	Datasheet Title
					Inches	mm		
LED	+2 to +11.00Vdc	0.01V	$\pm 0.01\text{V}$	50mA	1.38 x 0.88 x 1	35.1 x 22.4 x 25.4	DMS-20PC-3-DCM-C (Red)	DMS-20PC-3-DCM
	+4.50 to +19.99Vdc	0.01V	$\pm 0.01\text{V}$	13mA	1.38 x 0.88 x 1	35.1 x 22.4 x 25.4	DMS-20PC-0-DCM-C (Red)	DMS-20PC-0/1/2/8-DCM
	+4.50 to +19.99Vdc	0.01V	$\pm 0.01\text{V}$	13mA	1.38 x 0.88 x 1	35.1 x 22.4 x 25.4	DMS-20PC-0-DCM-B-C (Blue)	DMS-20PC-0/1/2/8-DCM
	+4.50 to +19.99Vdc	0.01V	$\pm 0.01\text{V}$	13mA	1.38 x 0.88 x 1	35.1 x 22.4 x 25.4	DMS-20PC-0-DCM-G-C (Green)	DMS-20PC-0/1/2/8-DCM
	+8.0 to +50.0Vdc	0.1V	$\pm 0.1\text{V}$	13mA	1.38 x 0.88 x 1	35.1 x 22.4 x 25.4	DMS-20PC-1-DCM-C (Red)	DMS-20PC-0/1/2/8-DCM
	+8.0 to +50.0Vdc	0.1V	$\pm 0.1\text{V}$	13mA	1.38 x 0.88 x 1	35.1 x 22.4 x 25.4	DMS-20PC-1-DCM-B-C (Blue)	DMS-20PC-0/1/2/8-DCM
	+8.0 to +50.0Vdc	0.1V	$\pm 0.1\text{V}$	13mA	1.38 x 0.88 x 1	35.1 x 22.4 x 25.4	DMS-20PC-1-DCM-G-C (Green)	DMS-20PC-0/1/2/8-DCM
	+30.0 to +199.9Vdc	0.1V	$\pm 0.1\text{V}$	7mA	1.38 x 0.88 x 1	35.1 x 22.4 x 25.4	DMS-20PC-8-DCM-C (Red)	DMS-20PC-0/1/2/8-DCM
	+30 to +264Vdc	1V	$\pm 1\text{V}$	7mA	1.38 x 0.88 x 1	35.1 x 22.4 x 25.4	DMS-20PC-2-DCM-C (Red)	DMS-20PC-0/1/2/8-DCM
	-4.50 to -19.99Vdc	0.01V	$\pm 0.01\text{V}$	13mA	1.38 x 0.88 x 1	35.1 x 22.4 x 25.4	DMS-20PC-4-DCM-C (Red)	DMS-20PC-4/5/6-DCM
	-18.0 to -50.0Vdc	0.1V	$\pm 0.1\text{V}$	13mA	1.38 x 0.88 x 1	35.1 x 22.4 x 25.4	DMS-20PC-5-DCM-C (Red)	DMS-20PC-4/5/6-DCM
	-30.0 to -264Vdc	1V	$\pm 1\text{V}$	7mA	1.38 x 0.88 x 1	35.1 x 22.4 x 25.4	DMS-20PC-6-DCM-C (Red)	DMS-20PC-4/5/6-DCM
LCD	-36.0 to -75.0Vdc	0.1V	$\pm 0.1\text{V}$	13mA	1.38 x 0.88 x 1	35.1 x 22.4 x 25.4	DMS-20PC-7-DCM-C (Red)	DMS-20PC-7-DCM
	+6.50 to +18.00Vdc	0.01V	$\pm 0.01\text{V}$	3mA	1.38 x 0.88 x 0.66	35.1 x 22.4 x 16.76	DMS-20LCD-0-DCM-C	DMS-20LCD-0/1-DCM
	+8.0 to +50.0Vdc	0.1V	$\pm 0.1\text{V}$	2.5mA	1.38 x 0.88 x 0.66	35.1 x 22.4 x 16.76	DMS-20LCD-1-DCM-C	DMS-20LCD-0/1-DCM
	+18.0 to +90.0Vdc	0.1V	$\pm 0.1\text{V}$	3mA	1.38 x 0.88 x 0.66	35.1 x 22.4 x 16.76	DMS-20LCD-2-DCM-C	DMS-20LCD-2/3-DCM
	+50.0 to +150.0Vdc	0.1V	$\pm 0.1\text{V}$	2mA	1.38 x 0.88 x 0.66	35.1 x 22.4 x 16.76	DMS-20LCD-3-DCM-C	DMS-20LCD-2/3-DCM

① Both LED and LCD displays have a digit height of 0.37"/9.4mm.

② Panel-mount front bezels, with or without sealing gaskets, may be ordered separately (see www.murata-ps.com/dpm).

For full product data download a datasheet at www.murata-ps.com

Loop-Powered 4-20mA Readouts



DMS-20 4/20 Series

- Totally loop powered—no external supplies
- 3½ and 4½ digit resolutions; LED/LCD displays
- Industry's only loop-powered, full-size LED readouts
- Small packages; Large digits: 0.37"/9.4mm
- Optional unipolar, bipolar, or "positive" polarities
- DIP-switch selectable span/offset/decimal points

Derives operating power directly from the 4-20mA loop, providing for simple 2-wire operation. Display options include 3½ and 4½ digits; LCD models feature loop burdens as low as 1.8V. All models feature non-interacting, multi-turn trim pots for offset and span adjustments.

Package Dimensions

1.38"W x 0.88"H x 0.95"D (LED) or 0.9"D (LCD)
35.1mm W x 22.4mm H x 24.13mm D (LED) or 22.86mm D (LCD)

Ordering Guide

DMS-20PC-4/20 Series	Unipolar, bipolar, and positive reading, loop-powered LED meters
DMS-20LCD-4/20 Series	Unipolar, bipolar, and positive reading, loop-powered LCD meters
DMS-30LCD-4/20 Series	Unipolar, bipolar, positive, and inverse reading, loop-powered LCD meters
DMS-40LCD-4/20S	4½ digit loop-powered LCD meter

Datasheets

LED: DMS-20PC-4/20 Series
LCD: DMS-20, -30, -40LCD-4/20 Series

Locally Powered 4-20mA Readouts



DMS-30, -40 Series

- 3½ and 4½ digit resolutions; LED/LCD displays
- 4 LED options including low-current & hi-intensity red
- 3 power-supply options: +5V, +24V "I" or 7.5-32V
- 24V "I" models isolate loop inputs from power ground
- DIP-switch selectable span/offset/decimal points
- On-board gain/span and zero/offset trim pots

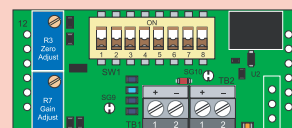
Current loop displays can be powered from popular 5V, 12V, or 24V supplies and are available with isolated or non-isolated current loop inputs. All models feature a 2V maximum loop burden and large, easy-to-read, digits in a choice of red, blue, or green LEDs.

Package Dimensions

2.17"W x 0.92"H x 1.02"D
55.1mm W x 23.4mm H x 25.91mm

Ordering Guide

DMS-30PC-4/20S Series	Available in red, green, and blue LEDs
DMS-40PC-4/20S Series	Available in red and green LEDs



Back View

Datasheet

LED: DMS-30PC-4/20 & DMS-40PC-4/20 Series

0-5V & 0-10V Process Monitors



DMS-20PC-0/5 Series

- 3½ digit readouts, 0-1V, 0-5V, 1-5V, 0-10V inputs
- 4 connections—2 for signal, 2 for power
- Single +5V or +5-40V supply (9mA drain @24V)
- DIP-switch selectable span/offset/decimal points
- On-board gain/span and zero/offset trim pots

Provides the ultimate in convenience when you need to convert 0-5V or 0-10V analog signals to common process parameters (temperature, pressure, flow, etc.). Built-in DIP-switch activated attenuators and two trim pots greatly simplify setup to get you up and running quickly. LED colors include, red, blue, green, and high-intensity red.

Package Dimensions

1.38"W x 0.88"H x 0.95"D
35.1mm W x 22.4mm H x 24.13mm D

Ordering Guide

DMS-20PC-0/5-5RS-C	+5V supply, standard-intensity red LEDs
DMS-20PC-0/5-5GS-C	+5V supply, standard-intensity green LEDs
DMS-20PC-0/5-5BS-C	+5V supply, bright blue LEDs
DMS-20PC-0/5-5RL-C	+5V supply, low-power red LEDs
DMS-20PC-0/5-5RH-C	+5V supply, high-intensity red LEDs
DMS-20PC-0/5-24RL-C	+5V to +40V supply, low-power red LEDs

Datasheet

LED: DMS-20PC-0/5 Series

Panel Meter Accessories



Applications Boards

These application / prototype boards are designed to solder to the back of many of our 12-pin DMS-20 and DMS-30 Series meters. These rugged, low-cost boards can quickly configure DMS meters for a wide variety of popular applications, such as engineering scaling and rms-to-DC conversion. All application boards feature either screw-style terminal blocks or Molex brand crimp connections for connecting signal and power lines. Convenient solder gaps are provided for decimal point selection.

Description	Part No.
Multi-Purpose Application Board for DMS-30 -40 Series	DMS-EB-C
Multi-Purpose Application Board for DMS-20PC/LCD Series	DMS-EB2-C
AC Primary Power Application Board for DMS-30PC-X-RL and DMS-40LCD Meters	DMS-EB-AC/DC-C
DC/DC Converter and Isolation Board for DMS-30PC/LCD	DMS-EB-DC/DC-C
AC-to-RMS Converter Board for DMS-30PC/LCD Meters	DMS-EB-RMS-C

DC Current Shunts

Thirteen 50mV and 100mV, base-mounted DC shunts are designed to connect directly to the rear-mounted terminal block on DCA5-20PC DC ammeters. All shunts feature ultra-stable manganin shunt elements that have an accuracy of $\pm 0.25\%$ (max.).

DATEL Part No.	Rated Current/Output	Resistance @ 25°C
3020-01096-0	50A/50mV	0.001
3020-01097-0	5A/50mV	0.01
3020-01098-0	20A/50mV	0.0025
3020-01099-0	100A/50mV	0.0005
3020-01100-0	150A/50mV	0.00033
3020-01101-0	200A/50mV	0.00025
3020-01102-0	300A/50mV	0.000167
3020-01103-0	500A/50mV	0.0001
3020-01104-0	800A/50mV	0.0000625
3020-01105-0	1000A/50mV	0.00005
3020-01106-0	1200A/50mV	0.0000417
3020-01107-0	10A/100mV	0.01
3020-01108-0	100A/100mV	0.001

High-Efficiency Switching Regulators

78xxSR series switching regulators can be used with many of our application boards to enable DMS meters to operate from DC power sources as high as +36Vdc. Unlike conventional linear devices, these switching regulators are so efficient that no heat sinks or fans are required for full-load operation.

Part No.	Output Voltage	Output Current	Input Voltage
Standard Pin Package			
7803SR-C	+3.3Vdc	0.5A	+7.5-36Vdc
7805SR-C	+5.0Vdc	0.5A	+7.5-36Vdc
7812SR-C	+12.0Vdc	0.4A	+15-36Vdc
78SR-3.3/2-C	+3.3Vdc	2.0A	+8-32Vdc
78SR-5/2-C	+5.0Vdc	2.0A	+8-32Vdc
Horizontal Pin Package			
7803SRH-C	+3.3Vdc	0.5A	+7.5-36Vdc
7805SRH-C	+5.0Vdc	0.5A	+7.5-36Vdc
7812SRH-C	+12.0Vdc	0.4A	+15-36Vdc
78SRH-3.3/2-C	+3.3Vdc	2.0A	+8-32Vdc
78SRH-5/2-C	+5.0Vdc	2.0A	+8-32Vdc

AC Current Transformers

These 5A output, "donut" style AC current transformers can be used with our ACA5-20PC and ACA5-20RM series AC ammeters to measure currents from 50 to 2000 Amps. All models have 2-foot-long (0.6m) wire leads and are UL recognized components.

Part No.	Current Ratio	Accuracy	Burden--VA (Ohms)
7020-01036-0	50:5	$\pm 2\%$	1.5 (0.06)
7020-01037-0	75:5	$\pm 2\%$	3.0 (0.12)
7020-01038-0	100:5	$\pm 1\%$	3.0 (0.12)
7020-01039-0	150:5	$\pm 1\%$	6.0 (0.24)
7020-01040-0	200:5	$\pm 1\%$	8.0 (0.32)
7020-01041-0	250:5	$\pm 1\%$	10.0 (0.40)
39-3681407*	300:5	$\pm 1\%$	12.5 (0.50)
39-3681408*	400:5	$\pm 1\%$	12.5 (0.50)
39-3681409*	500:5	$\pm 1\%$	20.0 (0.80)
7020-01042-0	600:5	$\pm 1\%$	10.0 (0.40)
7020-01043-0	750:5	$\pm 1\%$	10.0 (0.40)
7020-01044-0	1000:5	$\pm 1\%$	10.0 (0.40)
7020-01045-0	1500:5	$\pm 1\%$	12.5 (0.50)
7020-01046-0	2000:5	$\pm 1\%$	15.0 (0.60)

*Not available as RoHS

Bezels and Panel Cutout Punches

Four ABS plastic bezel assemblies simplify panel mounting of DMS series meters. These bezel assemblies are available with and without EPDM sealing gaskets for applications that demand environmental protection from dust and moisture. Two matching panel cutout punches make accurate mounting holes for prototype or small production runs.

Description	Part No.
Bezel for DMS-30 and DMS-40	DMS-BZL1-C
Bezel with EPDM sealing gasket for all DMS-30 -40 Meters	DMS-BZL2-C
Bezel for all DMS-20 Meters	DMS-BZL3-C
Bezel with EPDM sealing gasket for all DMS-20 Meters	DMS-BZL4-C
Panel cutout punch for DMS-30 and DMS-40 Meters	DMS-30-CP
Panel cutout punch for DMS-20 Meters	DMS-20-CP

Panel Mount Connectors

Six-position Molex brand connector-housings with matching crimp terminals are available to make power and signal connections to panel mounted DMS series meters. Each typical DMS meter installation requires two housings and 12 crimp terminals. See the individual product data sheet for more information.

Description	Part No.
6-position connector housing. Use with crimp terminal 4400-01032-0.	4320-01069-0
Crimp terminal for connector housing 4320-01069-0. Accepts 22-26 AWG wire.	4400-01032-0

Miscellaneous Items

Description	Part No.
Unpopulated DMS-EB2 PC-Board	5302-01243-0
Unpopulated DMS-EB PC-Board	5302-01236-0
DMS-20 Retaining Clip	5252-01127-0
DMS-30 Retaining Clip	5252-01126-0
DMS-30 Red Case	5252-01145-0
DMS-20 Red Case	5252-01130-0
DMS-30 Bezel and Red Filter	5252-01160-0
DMS-20 Bezel and Red Filter	5252-01161-0
DMS-30 Panel Mount Adapter	4652-01101-0
DMS-20 Panel Mount Adapter	4652-01100-0
12-position PC-Board Socket	4320-01072-0
6-position PC-Board Socket	4320-01074-0

Energy Efficient Products



- Replacements for hard-to-read LCD displays
- Increase battery life in portable applications
- Eliminate the need for fans and heat sinks
- Excellent long-term reliability

Designed to provide outstanding performance and ultra-low power consumption. These high-efficiency LED display instruments and switching power supplies can significantly reduce long-term energy costs.

Low Power LED Meters and Accessories

3½ and 4½ Digit DC Voltmeters

Series	Display Options	Digit Height	Power Consumption	Operating Temp.
DMS-20PC-X-RL	3½ Digit Red LED	0.37in./9.4mm	8mA @ 5Vdc	0 to +60°C
DMS-30PC-X-XL	3½ Digit Red, Green, or Orange LED LED	0.56in./14.2mm	15mA @ 5Vdc	0 to +60°C
DMS-40PC-X-RL	4½ Digit Red LED	0.52in./13.2mm	35mA @ 5Vdc	0 to +50°C

4-20mA Process Monitors

Series	Display Options	Digit Height	Loop Drop	Operating Temp.
DMS-20PC-4/20	3½ Digit Red LED	0.37in./9.4mm	+4Vdc @ 20mA	0 to +60°C

High-Efficiency Switching Regulators

Series	Voltage Outputs	Package	Efficiency	Operating Temp.
78XXSR	3.3V, 5V, 12V	LM78XX compatible SIP	To 95%	-40 to +70°C

Quality Assured

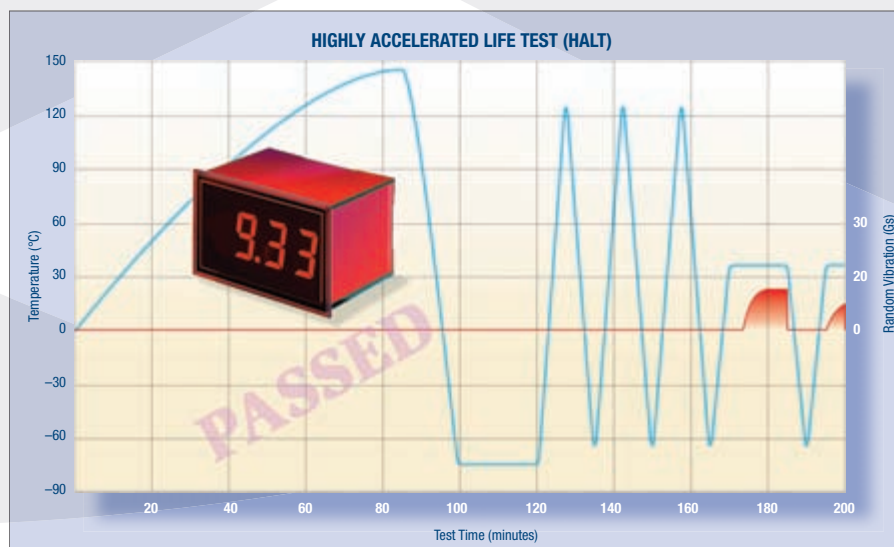
The QA Engineering Team that instituted our Design-for-Reliability Program performed routine HALT (Highly Accelerated Life Testing) on a randomly selected 2-wire meter and the device “passed.” Devices are not supposed to pass HALT. The intent of HALT is to “reveal latent defects or design weaknesses that may eventually cause field failures” by subjecting devices to progressively higher stress levels, until something breaks.

The Engineering Team then decided to see how much stress it would take to make a second meter succumb. With the maximum applied input voltage, the meter (mounted in a metal panel using a DATEL bezel assembly) was subjected to the following: operating case-temperature extremes of +145°C and -75°C; non-operating cold soak at -75°C (after which the meter still operated correctly); three temperature cycles (-65 to +125°C) at a transition rate of 30°C per minute; 15 minutes of 3-axis random longitudinal and rotational vibration at 10 to 15Gs; a temperature spike down to -65°C; and lastly, more vibration.

During the last vibration, the meter pulled away from the bezel assembly (which had melted during the +145°C temperature extreme!), and one segment of one LED digit went blank.

Upon troubleshooting, the Engineers discovered all meter electronics—including the drive circuit to the failed LED segment—were working fine. The failure was traced to the display itself. The Engineers’ report gave the device a “conditional pass,” pending failure analysis of the LED display.

Now you know why we confidently specify our standard digital panel meters with an operating temperature range of 0 to +60°C and boast about their rugged vibration and moisture-resistant encapsulated packages.



Custom Designs



For high-volume OEM applications, we can quickly and easily modify any of our standard LED or LCD-display instruments to accommodate your specific needs. For minimal additional cost, you can have a finished product that displays the exact readings you want for the input signal you are monitoring, without the need for any user modifications or external components.

The products shown here are full customs, designed to meet their customers’ unique physical and electro-optical requirements. Both products incorporate user-selectable range settings via 2-position slide switches and precision trim pots. We even designed a completely new LED for the 1-inch round (25.4mm) display. Contact our Applications Engineering Group for complete details.



Join the Meter Madman at www.murata-ps.com/dpm

for the very latest product information including comprehensive datasheets, application notes, and where to buy.

CHECK Inventory

Find stock ...globally

- Search for parts in stock with our distributors and at our own sites
- Search for up to four parts at a time
- Go straight to a distributor's shopping cart



New Product Announcements

- All the very latest products from Murata Power Solutions
- Links to datasheets
- Opt to receive via email or RSS Feed



Product Videos

- Our design engineers talk about the latest challenges in power design



Twitter.com

- If you're into power, you should follow us on our weekly tweets
- You can find us at twitter.com/murataps



PCN Alerts

- Sign up to receive our Product Change and EOL notices



PowerChat

- Online, real-time response to technical and service/support questions
- Staffed by product specialists
- High availability online service - 20 hours per day

DC/DC Converters

Murata Power Solutions is proud to offer the largest range of DC/DC Converters available from a single manufacturer. Our ever-increasing product portfolio includes all the options you'll ever need, including:



■ Isolated DC/DC Converters

Single, dual, triple, and quad output from 0.25 to 340 Watts

■ Point-of-Load Converters

From 0.75 to 5V outputs (including user-selectable versions) at current levels from 0.5 to 50A

■ Processor & Memory Support

Support for 64 & 32-bit processors and DDR1 & DDR2 memory

AC/DC Power Supplies

We can develop AC/DC power supplies to meet almost every possible application requirement in terms of power, performance, efficiency, communications, protection, size, approvals compliance, and cooling requirements.



■ Front End Modules for DPAs

AC to 12Vdc or 48Vdc ultra compact front end supplies for distributed power architectures with active power factor correction



■ Open Frame

High-efficiency 200-400W single output solutions in 1U chassis



■ CompactPCI

High-efficiency 3U x 8HP solutions from 200W to 300W

■ High-Rel

Our Celab division has over 30 years' experience designing and producing custom power supplies.

Magnetics

Two essential elements of the vast majority of power electronics applications are filtering and isolation. Whether you need to reduce noise or protect vital components, Murata Power Solutions can offer a wide range of products to suit your requirements.



■ Inductors & Transformers

Over 800 highly advanced and optimized inductor and transformer solutions with the emphasis on miniaturization, reliability, and ease of handling. These power oriented designs comprise the following through-hole & surface-mount products:

- Inductors
- Common-mode chokes
- Pulse transformers (general purpose/digital audio/silicon support)
- Current sense transformers
- Agency approved transformers
- Databus isolators
- Custom designs

■ DC/DC Converter Filters

To reduce differential and common mode noise



Data Acquisition Products

Our leadership status in high-performance data acquisition components is unchallenged in the areas of electrical performance, small packaging, and low-power consumption.



■ Electronic Imaging

Resolution from 8 to 18-bits and sampling rates 20MSPS, low-cost commercial and High-Rel versions



■ A/D Converters



■ Sampling A/D Converters

Ideal for high-end applications such as medical or life-science imaging, analytical instrumentation, and military pulse and spread-spectrum applications



■ Digital-to-Analog Converters

Settling times to 20 nanoseconds, update rates to 100MHz



■ Sample/Hold Amplifiers

Accuracies from 0.01% to 0.0008% (12 to 16 bit equivalent resolution)



■ Multi-Channel

Complete data acquisition



■ Multiplexers

Murata Power Solutions Inc. reserves the right to alter or improve the specifications, data, descriptions, internal design, or manufacturing process at any time, without notice. Please check with your supplier or visit our web site to ensure that you have the current and complete specification for your product before use.

While such information is believed to be accurate as indicated herein, Murata Power Solutions, Inc. makes no warranty and hereby disclaims all warranties, express or implied, with regard to the accuracy or completeness of such information. Further, because the product(s) featured herein may be used under conditions beyond its control, Murata Power Solutions, Inc. hereby disclaims all warranties, either express or implied, concerning the fitness or suitability of such product(s) for any particular use or in any specific application or arising from any course of dealing or usage of trade. The user is solely responsible for determining

the suitability of the product(s) featured herein for user's intended purpose and in user's specific application. The products are not suitable for use as Safety Critical Components,¹ in Life Support Devices² or on aircraft.

Murata Power Solutions, Inc.'s liability for any breach of warranty is limited as set forth in Murata Power Solutions, Inc.'s standard warranty applicable to the product ("The Warranty"). The warranty is exclusive and offered in lieu of all other express, implied, or statutory warranties including, without limitation, implied warranties of merchantability and fitness for a particular purpose.

In no event shall Murata Power Solutions, Inc.'s liability for any damages arising out of any sale of products to buyer, and regardless of the legal theory on which such damages may be based, exceed the amount that supplier has received as payment for such products and under no circumstances shall supplier be subject to any consequential, incidental, indirect, special,

or contingent damages whatsoever, including but not limited to damages for lost profits or goodwill, even if supplier was advised of the possibility of such damage.

No part of this publication may be copied, transmitted, or stored in a retrieval system or reproduced in any way including, but not limited to, photography, photocopy, magnetic or other recording means, without prior written permission from Murata Power Solutions, Inc.

¹ Safety Critical Component means any component whose failure to perform could cause the failure of, or affect the operation of a Life Support Device.

² Life Support Device means any device, system or ancillary equipment intended for implant into the body or used in relation to supporting or sustaining life.

© Murata Power Solutions, Inc. 2010—All rights reserved

Sales Offices

Americas

Headquarters

11 Cabot Boulevard, Mansfield, MA 02048-1151 USA

Tel: +1 800 233 2765 **Fax:** +1 508 339 6356 **email:** mansfield@murata-ps.com

South America

Rua Leoncio de Carvalho, 234 10º andar Paraíso, CEP 04003-010

Sao Paulo-SP, Brazil 04003-010

Tel: +55-11-3371-6827 **Fax:** +55-11-3371-6821 **e-mail:** brazil@murata-ps.com

Asia

China (Shanghai)

16-17, Lane 912, Bibo Road, Zhangjiang High-Technology Park,
Shanghai, People's Republic of China

Tel: +86 21 5027 3678 **Fax:** +86 21 5027 3321 **email:** shanghai@murata-ps.com

China (Guangzhou)

5th Floor, Building A1, Bei Wei No.1 District, Guangzhou Economic & Technical
Development Zone, Guangzhou, Guangdong 510730, People's Republic of China

Tel: +86 208 221 8066 **Fax:** +86 208 221 5902 **email:** guangzhou@murata-ps.com

Japan (Tokyo)

Meiji Seimei Gotanda Building, 2-27-4 Nishigotanda, Shinagawa-Ku,
Tokyo 141-0031 Japan

Tel: +81 3 3779 1031 **Fax:** +81 3 3779 1030 **e-mail:** japan@murata-ps.com

Japan (Kyoto)

Nagaokakyo-shi, Kyoto 617-8555, Japan

Tel: +81-75-955-7269 **Fax:** +81-75-955-6221 **e-mail:** japan@murata-ps.com

Singapore

No. 1 Marine Parade Central, #11-09, Parkway Centre, Singapore, 449408

Tel: 65 63489096 **Fax:** 65 63489097 **email:** singapore@murata-ps.com

Europe

United Kingdom

Tanners Drive, Blakelands North, Milton Keynes, MK14 5BU, United Kingdom

Tel: +44 (0)1908 615232 **Fax:** +44 (0)1908 617545 **email:** mk@murata-ps.com

France

Zone d'Activités du Pas du Lac Nord

9, Rue Michael Farady, 78180 Montigny Le Bretonneux, France

Tel: +33 (0) 1 34 60 01 01 **Fax:** +33 (0) 1 30 58 21 30 **email:** france@murata-ps.com

Germany

Bussardstr. 5, 82166 Gräfelfing, Germany

Tel: +49 (0) 89 544334 0 **Fax:** +49 (0) 89 536337 **email:** munich@murata-ps.com